

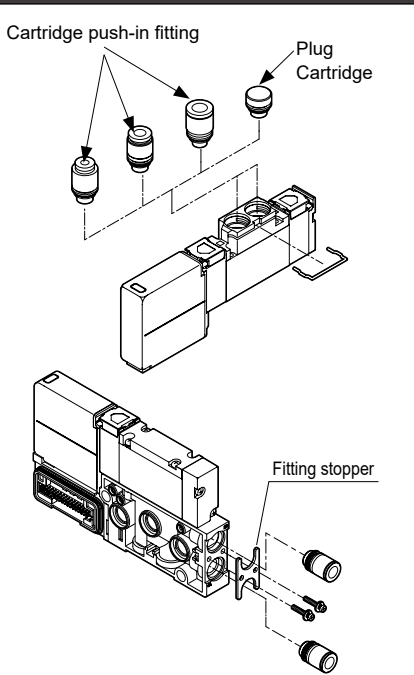
3, 5-port pilot operated valve, plug-in block manifold

(M)W4G*2 Series

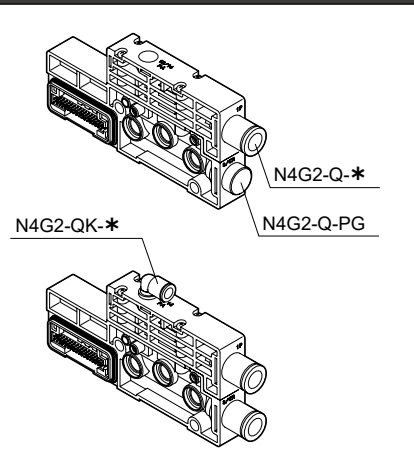
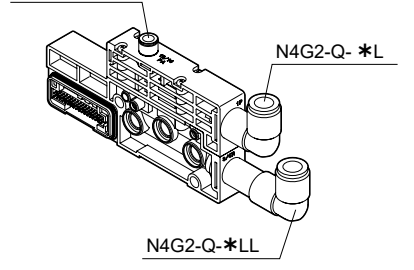
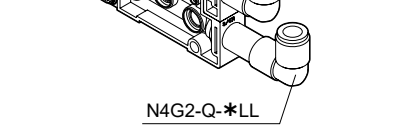
(M)MW4G*2 Series
Cartridge push-in fitting and related parts
Adaptor related kit

Cartridge push-in fitting and related parts Discrete

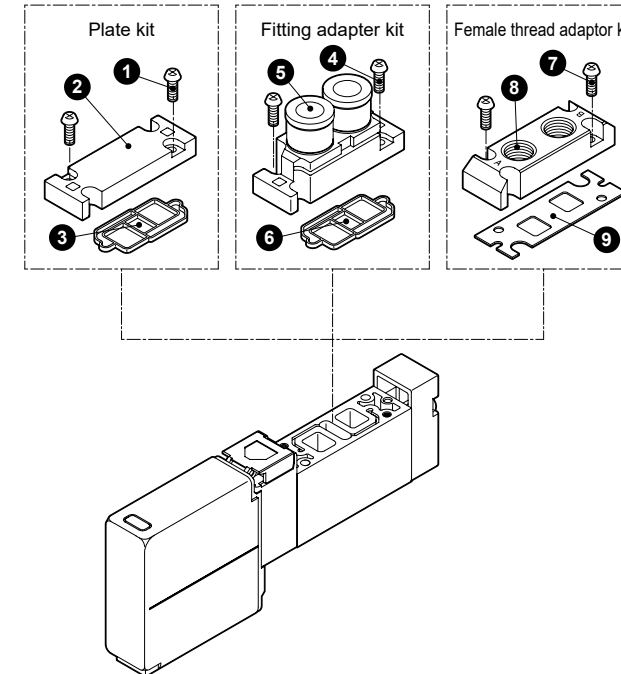
●Cartridge push-in fitting and related parts (for output port 4 (A), 2 (B))

Fitting	Part model No.	Parts diagram	Qty.
ø4	Push-in		1
	Push-in		
ø6	Push-in short elbow		
	Push-in long elbow		
ø8	Push-in		
	Push-in short elbow		
	Push-in long elbow		
Plug cartridge			
	4G2-JOINT-CPG		

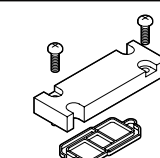
●Cartridge push-in fitting and related parts (for supply and exhaust block 1 (P), 3/5 (R), 12/14 (PA), 82/84 (PR))

Fitting	Part model No.	Parts diagram	Qty.
Supply and exhaust block for 1(P), 3/5(R)			
ø8	Push-in		1
	Push-in short elbow		
	Push-in long elbow		
ø10	Push-in		1
	Push-in short elbow		
	Push-in long elbow		
Plug cartridge			
	N4G2-Q-JOINT-PG		
Supply and exhaust block for 12/14 (PA), 82/84 (RR)			
ø6	Push-in		1
	Push-in short elbow		

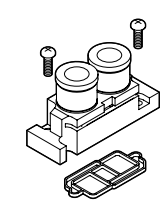
Adaptor related kit



●Plate kit

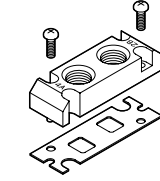
Part model No.	Parts diagram	No.	Qty.
4G2-PLATE-KIT		1	2
		2	1
		3	1

●Fitting adapter kit

NC/NO	Port size	Part model No.	Parts diagram	No.	Qty.
Blank	Push-in	ø4 4G2-JNT-ADAPTOR-KIT-C4-□		4 5 6	2 1 1
		ø6 4G2-JNT-ADAPTOR-KIT-C6-□			
		ø8 4G2-JNT-ADAPTOR-KIT-C8-□			
NC	Push-in	ø4 4G2-JNT-ADAPTOR-KIT-C4NC-□			
		ø6 4G2-JNT-ADAPTOR-KIT-C6NC-□			
		ø8 4G2-JNT-ADAPTOR-KIT-C8NC-□			
NO	Push-in	ø4 4G2-JNT-ADAPTOR-KIT-C4NO-□			
		ø6 4G2-JNT-ADAPTOR-KIT-C6NO-□			
		ø8 4G2-JNT-ADAPTOR-KIT-C8NO-□			

□ Option blank; none F; port A/B filter integrated

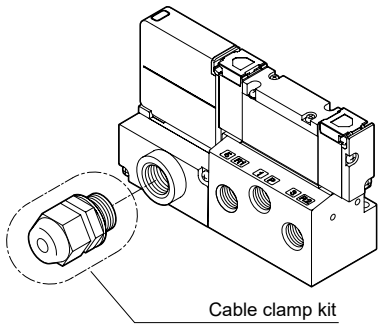
●Female thread adaptor kit

NC/NO	Port size	Part model No.	Parts diagram	No.	Qty.
Blank	ø6	4G2-FML-ADAPTOR-KIT-06-□		7	2
NC	ø6	4G2-FML-ADAPTOR-KIT-06NC-□		8	1
NO	ø6	4G2-FML-ADAPTOR-KIT-06NO-□		9	1

□ Option blank; none F; port A/B filter integrated

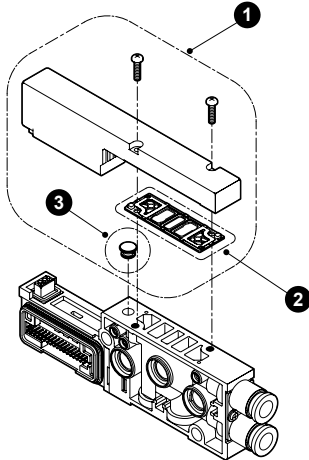
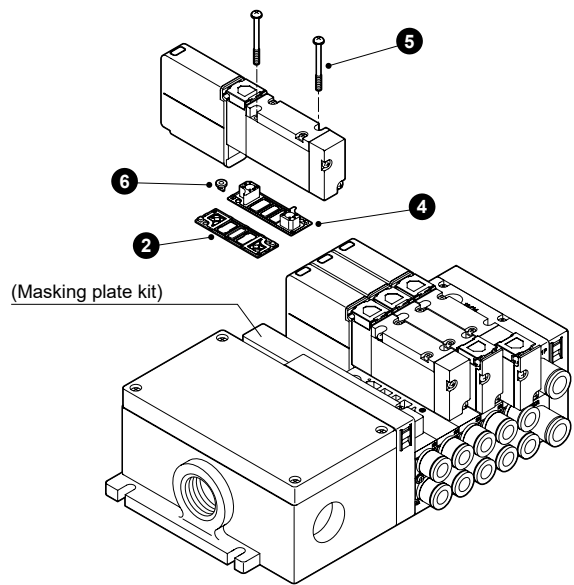
Discrete sub-plate related parts

●Cable clamp (with gasket)



Part model No.	Parts diagram
W4G-BMS-038GP	

Manifold related parts



●Masking plate kit

Part model No.	Parts diagram	No.	Qty.
W4G2-MP		1	1

●Gasket

Part model No.	Parts diagram	No.
4G2-GASKET		2

●Gasket with exhaust check valve

Part model No.	Parts diagram	No.
4G2-CHECK-VALVE		4

●PR check valve kit

Part model No.	Parts diagram	No.	Qty.
4G2-PR		6	2

●PR plug

Part model No.	Parts diagram	No.	Qty.
4G2-PR-PLUG		3	1

●Mounting screw

Part model No.	Parts diagram	No.	Qty.
4G2-SET-SCREW		5	10

Manifold related parts

●Cable clamp (for wiring block T10)

Part model No.	Parts diagram
W4G2-SCL-18A	
W4G2-SCL-18B	

●Tie rod

Part model No.	Parts diagram	Qty.
For 1-station valve block	W4G2-TR-V1	 2
For supply and exhaust block	W4G2-TR-Q	
For partition block	W4G2-TR-S	
For I/O block	W4G2-TR-M	

●Tag holder

Part model No.	Parts diagram	Qty.
N4G2-TAG-HOLDER		2

●Tag plate

Model No.	Length	Part model No.	Parts diagram
W4GA2	200 mm	N4G2-TAG-PLATE-A-200	
	300 mm	N4G2-TAG-PLATE-A-300	
	400 mm	N4G2-TAG-PLATE-A-400	
W4GB2	200 mm	N4G2-TAG-PLATE-B-200	
W4GZ2	300 mm	N4G2-TAG-PLATE-B-300	
	400 mm	N4G2-TAG-PLATE-B-400	

●DIN rail

Part model No.	Parts diagram
N4G-BAA [length]	

●DIN rail mounting bracket

Part model No.	Parts diagram	Qty.
W4G2-D		Mounting bracket: 2 Mounting screw: 4

One set serves as one manifold set.

●Waterproof cap (for I/O block)

Part model No.	Parts diagram
W4G2-XSZ-11	

For power supply connector protection

●Waterproof plug (for I/O block)

Part model No.	Parts diagram
W4G2-XSZ-12	

For protecting the unused signal connector

●Cable with multi-connector (wiring method T20)

Cable length	Part model No.	Parts diagram
1 m	W4G-RMC-1	
3 m	W4G-RMC-3	
5 m	W4G-RMC-5	

●Multi-connector only (wiring method T20)

Applicable cable diameter	Part model No.	Parts diagram
ø8	W4G-RM21WTP-8	
ø10	W4G-RM21WTP-10	
ø12	W4G-RM21WTP-12	

●Cable with D-sub-connector (wiring method T30)

User interface	Cable length	Part model No.	Parts diagram
Cut only	1m	N4T-CABLE-D00-1	
	3m	N4T-CABLE-D00-3	
	5m	N4T-CABLE-D00-5	
With round terminal for M3.5 screw	1m	N4T-CABLE-D01-1	
	3m	N4T-CABLE-D01-3	
	5m	N4T-CABLE-D01-5	