

SCPD3-F Series

SCP*3

How to order

No switch (without magnet for switch)

SCPD3-F - LS - 10 - 15 - I

With switch (built-in magnet for switch)

SCPD3-LF - LS - 10 - 15 - T2H - R - I

Model No.

A Mounting

B Bore size

C Stroke

D Switch model No.
*2, *4
* indicates the lead wire length.

E Switch quantity

F Accessory
*3

Precautions for model No. selection

*1 : Refer to page 34 for the min. stroke with switch.

*2 : Magnet is not built into the type without switch.

*3 : "I" and "Y" cannot be selected together.

*4 : Switches are shipped with the product.

[Example of model No.]

SCPD3-LF-LS-10-15-T2H-R-I

Model: Pencil shaped cylinder Fine speed

A Mounting : Axial foot (single) (rod side)

B Bore size : ø10 mm

C Stroke : 15 mm

D Switch model No. : Proximity switch T2H, lead wire 1 m

E Switch quantity : 1 on rod side

F Accessory : Rod eye

Code	Description	6	10	16
A Mounting				
	Bore size (ø)			
00	Basic	●	●	●
LS	Axial foot (one side) (rod side)	●	●	●
FA	Rod side flange	●	●	●
CB	Clevis bracket (pin and snap ring included)		●	●

B Bore size (mm)	
6	ø6
10	ø10
16	ø16

C Stroke (mm)		
Bore size	Stroke *1	Custom stroke
ø6	5 to 100	In 1 mm increments
ø10	5 to 200	
ø16	5 to 260	

D Switch model No.						
Axial lead wire	Radial lead wire	Contact	Voltage		Indicator	Lead wire
			AC	DC		
T0H*	T0V*	Reed	●	●	1-color LED	2-wire
T5H*	T5V*		●	●	No indicator lamp	
T2H*	T2V*	Proximity		●	1-color LED	2-wire
T3H*	T3V*			●	LED	3-wire
T2WH*	T2WV*			●	2-color LED	2-wire
T3WH*	T3WV*			●	LED	3-wire

* Lead wire length	
Blank	1 m (standard)
3	3 m (option)
5	5 m (option)

E Switch quantity	
R	1 on rod side
H	1 on head side
D	2
T	3

F Accessory				
Bore size (ø)		6	10	16
I	Rod eye		●	●
Y	Rod clevis (pin and snap ring included)		●	●
B1	Eye bracket		●	●
B2	Clevis bracket		●	●

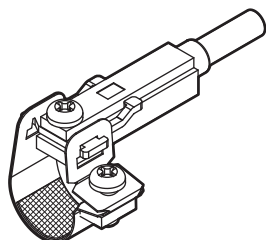
How to order switch

● Switch body + mounting bracket set

SCPD3 - T0H - 6

Bore size
(Item ⑧ on page 36)

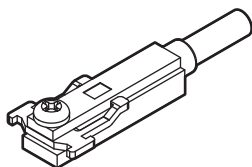
Switch model No.
(Item ① on page 36)



● Switch body (with fixing bracket)

SCPD3 - T0H

Switch model No.
(Item ① on page 36)

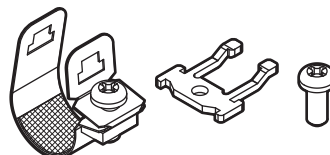


Note) The fixing bracket and cross-recessed pan head machine screw are different from those for the T standard switch.

● Mounting bracket set + fixing bracket

SCPD3 - TS - 6

Bore size
(Item ⑧ on page 36)




When 20 pcs or more are ordered, they will be packed together.

● Mounting bracket set

SCPD3 - T - 6

Bore size
(Item ⑧ on page 36)



When 20 pcs or more are ordered, they will be packed together.

How to order mounting bracket

Bore size (mm)	ø6	ø10	ø16
Mounting bracket			
Foot (LS)	P2-LS-6	P2-LS-10	P2-LS-16
Flange (FA)	P2-FA-6	P2-FA-10	P2-FA-16

Note: The foot (LS) mounting bracket is provided as 1 pc./set.

SCP*3

CMK2

CMA2

SCM

SCG

SCA2

SCS2

CKV2

CAV2/
COVP/N2

SSD2

SSG

SSD

CAT

MDC2

MVC

SMG

MSD/
MSDG

FC*

STK

SRL3

SRG3

SRM3

SRT3

MRL2

MRG2

SM-25

ShkAbs

FJ

FK

Spd
Contr

Ending