

# SCPD3-\*C Series

SCP\*3  
CMK2  
CMA2  
SCM  
SCG  
SCA2  
SCS2  
CKV2  
CAV2/  
COVPIN2  
SSD2  
SSG  
SSD  
CAT  
MDC2  
MVC  
SMG  
MSD/  
MSDG  
FC\*  
STK  
SRL3  
SRG3  
SRM3  
SRT3  
MRL2  
MRG2  
SM-25  
ShkAbs  
FJ  
FK  
Spd  
Contr  
Ending

## How to order

No switch (without magnet for switch)

**SCPD3** - **00** - **10** **C** - **15** - **O** - **I**

With switch (built-in magnet for switch)

**SCPD3-L** - **00** - **10** **C** - **15** - **O** - **T2H** - **R** - **I**

**A** Mounting  
\*1

**B** Bore size

Rubber-air  
cushioned

**C** Stroke

**D** Head side port  
direction  
\*1

**E** Switch model No.  
\*3, \*6  
\* indicates the  
lead wire length.

## Precautions for model No. selection

\*1 : The "CB" mounting is not available when the port direction is "O" (axial direction).

\*2 : Refer to page 28 for the min. stroke with switch.

\*3 : Magnet is not built into the type without switch.

\*4 : "I" and "Y" cannot be selected together.

\*5 : Copper and PTFE free as standard.

\*6 : Switches are shipped with the product.

[Example of model No.]

**SCPD3-L-00-10C-15-O-T2H-R-I**

Model: Pencil shaped cylinder Double acting/rubber-air cushioned

- A** Mounting : Basic
- B** Bore size :  $\phi 10$  mm
- C** Stroke : 15 mm
- D** Head side port direction : Axial direction
- E** Switch model No. : Proximity switch T2H, lead wire 1 m
- F** Switch quantity : 1 on rod side
- G** Accessory : Rod eye

**F** Switch  
quantity

**G**  
Options/  
accessories  
\*4

Code	Description			
<b>A Mounting</b>				
	Bore size ( $\phi$ )	6	10	16
<b>00</b>	Basic	●	●	●
<b>LS</b>	Axial foot (one side) (rod side)	●	●	●
<b>FA</b>	Rod side flange	●	●	●
<b>CB</b>	Clevis bracket		●	●

<b>B Bore size (mm)</b>	
<b>6</b>	$\phi 6$
<b>10</b>	$\phi 10$
<b>16</b>	$\phi 16$

<b>C Stroke (mm)</b>		
Bore size	Stroke *2	Custom stroke
$\phi 6$	<b>5 to 100</b>	In 1 mm increments
$\phi 10$	<b>5 to 200</b>	
$\phi 16$	<b>5 to 260</b>	

<b>D Head side port direction</b>	
<b>Blank</b>	Vertical
<b>O</b>	Axial direction

<b>E Switch model No.</b>						
Axial lead wire	Radial lead wire	Contact	Voltage		Indicator	Lead wire
			AC	DC		
<b>T0H*</b>	<b>T0V*</b>	Reed	●	●	1-color LED	2-wire
<b>T5H*</b>	<b>T5V*</b>		●	●	No indicator lamp	
<b>T2H*</b>	<b>T2V*</b>	Proximity		●	1-color LED	2-wire
<b>T3H*</b>	<b>T3V*</b>			●	LED	3-wire
<b>T2WH*</b>	<b>T2WV*</b>			●	2-color LED	2-wire
<b>T3WH*</b>	<b>T3WV*</b>			●	LED	3-wire

<b>* Lead wire length</b>	
<b>Blank</b>	1 m (standard)
<b>3</b>	3 m (option)
<b>5</b>	5 m (option)

<b>F Switch quantity</b>	
<b>R</b>	1 on rod side
<b>H</b>	1 on head side
<b>D</b>	2
<b>T</b>	3

G Options/accessories				
Bore size (ø)		6	10	16
I	Rod eye		●	●
Y	Rod clevis (pin and snap ring included)		●	●
B1	Eye bracket		●	●
B2	Clevis bracket		●	●

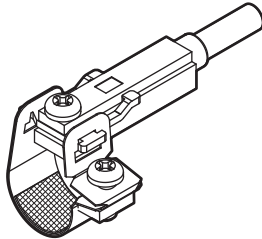
### How to order switch

● Switch body + mounting bracket set

**SCPD3 - T0H - 6**

Bore size  
(Item (B) on page 30)

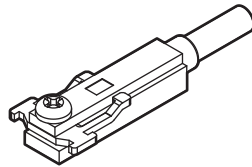
Switch model No.  
(Item (E) on page 30)



● Switch body (with fixing bracket)

**SCPD3 - T0H**

Switch model No.  
(Item (E) on page 30)

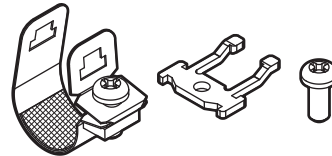


Note) The fixing bracket and cross-recessed pan head machine screw are different from those for the T standard switch.

● Mounting bracket set + fixing bracket

**SCPD3 - TS - 6**

Bore size  
(Item (B) on page 30)




When 20 pcs or more are ordered, they will be packed together.

● Mounting bracket set

**SCPD3 - T - 6**

Bore size  
(Item (B) on page 30)



When 20 pcs or more are ordered, they will be packed together.

### How to order mounting bracket

Bore size (mm)	ø6	ø10	ø16
Mounting bracket			
Foot (LS)	P2-LS-6	P2-LS-10	P2-LS-16
Flange (FA)	P2-FA-6	P2-FA-10	P2-FA-16

Note: The foot (LS) mounting bracket is provided as 1 pc./set.

SCP\*3

CMK2

CMA2

SCM

SCG

SCA2

SCS2

CKV2

CAV2/  
COVP/N2

SSD2

SSG

SSD

CAT

MDC2

MVC

SMG

MSD/  
MSDG

FC\*

STK

SRL3

SRG3

SRM3

SRT3

MRL2

MRG2

SM-25

ShkAbs

FJ

FK

Spd  
Contr

Ending